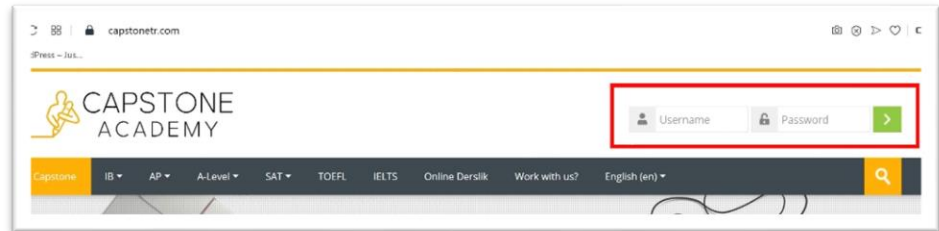
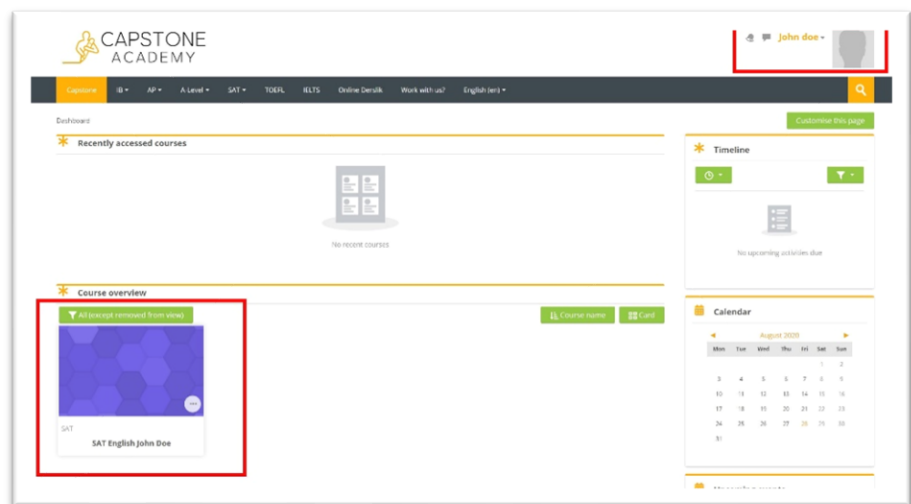


SITE USAGE

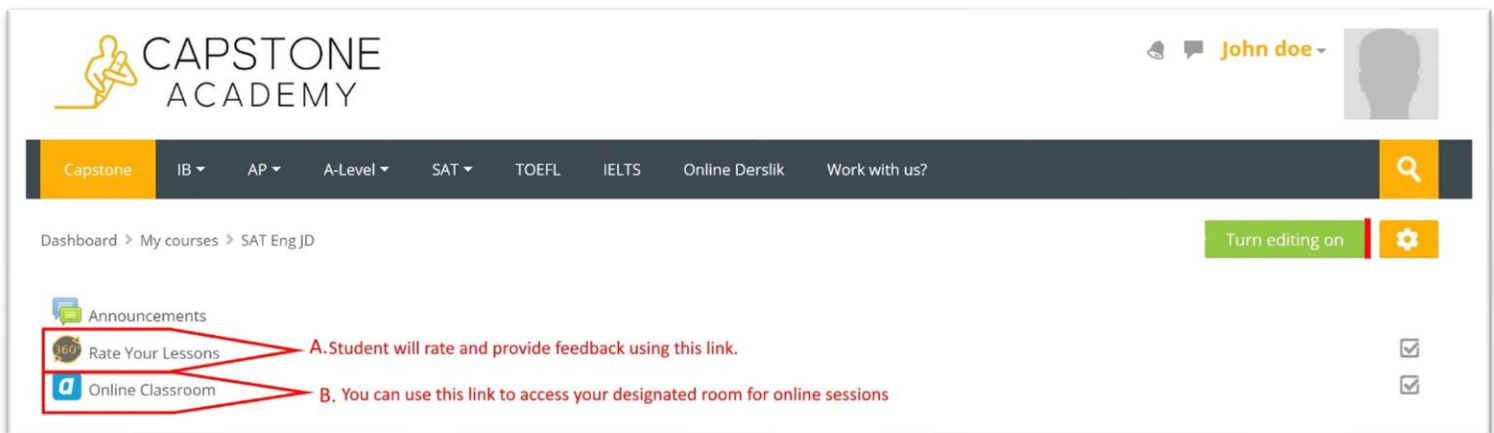
- 1. Site Credentials:** Your username and initial password will be sent to your E-mail address. You will be asked to change your password during the first login.



- 2. Dashboard:** After changing your password, you will be directed to your Dashboard and able to see your course and modify. Site is basically a modified Moodle page. If you have previous experience with Moodle, you will find your way very easily.



- 3. Course Page:** When you click on the course that you enrolled, you will be able to see the course page. This page has all the necessary tools for your online learning.



Announcements

Rate Your Lessons **A. Student will rate and provide feedback using this link.**

Online Classroom **B. You can use this link to access your designated room for online sessions**

- A.** You are expected to rate your instructor and provide feedback at the **end of the course** using this link.

- B.** You can use this link to go to your designated room for your online lessons. System requires a small software called **Zoom**. Download instructions will be provided on the screen when you click on the link.

After the installation you will be taken to your designated room for your online classes.

Online Classroom

Online Classroom of Ozgur OZden

Start Meeting	
Sessions	
Recurring meeting (meeting with no end date or time)	
Passcode Protected	Yes
Passcode	389369
Join link	https://zoom.us/j/98025587794
Host	Capstone Academy
Join meeting before host	Yes
Waiting room enabled	No
Start video when host joins	Yes
Start video when participant joins	Yes
Audio options	VoIP and Telephony
Mute upon entry	No
Only authenticated users	No
All meetings	

When system dialog prompts, click **Open Zoom Meetings**.

If you have Zoom Client installed, [launch meeting](#). Otherwise, [download and run Zoom](#).

- 4.** You will find all the necessary materials, quizzes, and assignments on your course page. Your instructor will add these materials and you are expected to follow on a daily or weekly basis.










Assignment: In this type you will be able to upload any word, ppt, pdf, picture as an assignment and set a deadline. Students expected to complete the assignment and upload in the given deadline.

File: You can use this option to upload to upload and share your resources with your student. Such as PowerPoint, Word- pdf, pictures.







Quiz: You can create online quizzes using this link. Either you can create your own questions or create a database to transfer your questions.

-  Announcements
-  Rate Your Lessons
-  Online Classroom

Topic 1 MEASUREMENT IN PHYSICS

-  Topic 1.1 measurements in physics - student
 -  Topic 1.1 Homework
 -  Topic 1.2 uncertainties and errors - student
 -  Topic 1.2 Homework
 -  Topic 1.3 vectors and scalars - student
 -  Topic 1.3 Homework
 -  Topic 1 problem set 2019
 -  Teacher
 - Hidden from students**
 -  Topic 1 Quiz
- Course materials such as: Lesson notes, Reading passage, book, chapters, etc.
- Assignment: You are expected to download these assignments, work on them and then upload to site in the given deadline.
- Online Quizzes: You instructor may provide you online quizzes. This is the link to work on them.

Topic 2 MECHANICS

-  Topic 2.1 motion - student
-  Topic 2.1 Homework
-  Topic 2.2 forces student
-  Topic 2.2 Homework
-  Topic 2.3 work energy and power - student
-  Topic 2.3 Homework